



The Bowsie Resource Sheet




Bowsie is a anthro, aquatic sea creature based on plesiosaur-like sea monsters and pear-shaped dragons but otherwise of no set species, thus its one of the few sona designs to have a name unique to itself

I hope this document is not overwhelming, but helpful in giving you ideas on how to go about drawing bowsie, I'm just telling you everything I think of when drawing them and you then take the details and info that works best for you



HEAD!!!



- Bowsie has a pair of short-ish gills on the sides of its head and a pair of short antennae at the top, they can move around, sometimes to match a current emotion (like a dog)
- they have big round eyes with two eyelashes. the eyes are one solid color, with no features akin to pupils. try having bowsie face a direction to compensate for limited eyes
- its mouth is obscured by the snout (and also the bow tie), it peeks out sometimes, it does not have visible teeth
- the snout is a good way of show what direction bowsie is facing, its about the same shape in all directions, all you have to worry about is the nostrils' placement

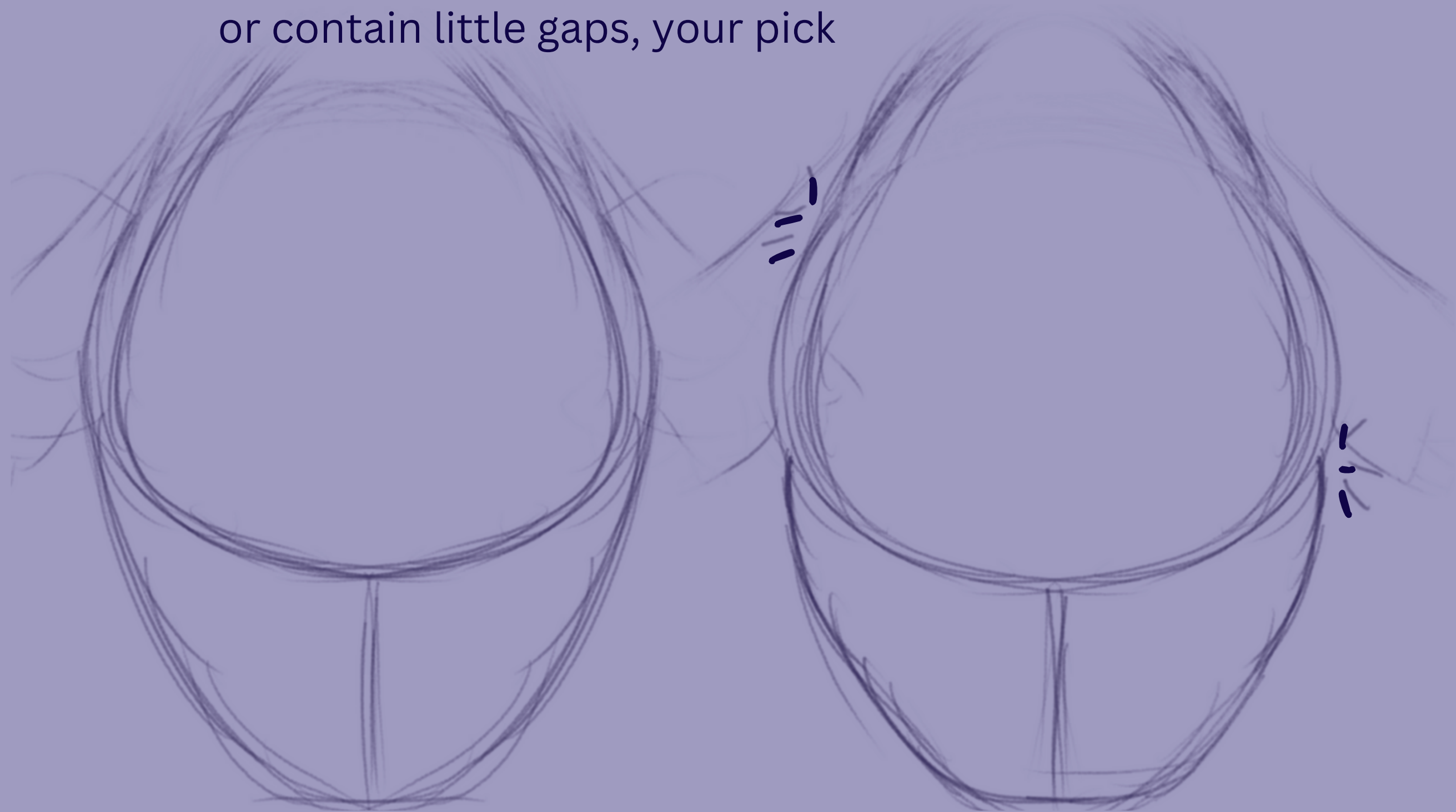
the rest of the body ! ! ! !




the arms can either bend
like a noodle or like any
regular humanoid arm

I tend to do the latter more as it makes bowsie
look more like a curious little creature


thigh and waist either are one seamless curve,
or contain little gaps, your pick




bowsie has short legs, they only
take about between 1/3rd and
1/4ths of its body height.
they also don't have feet



bowsie's tail comes out of
its base upwards and then
curves down from gravity




I don't even know
what to call this
thing but its
always at the tip of
the tail



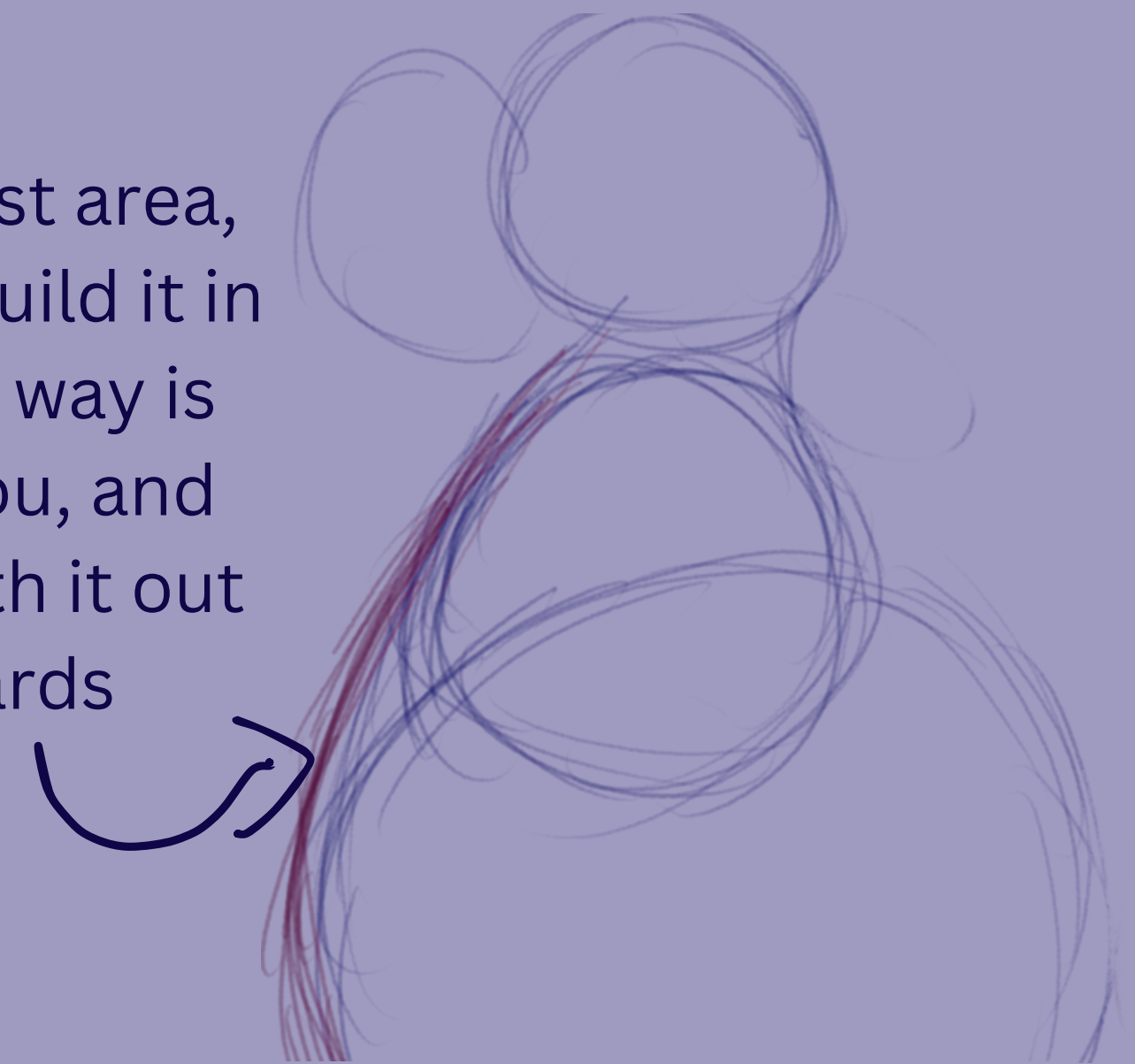
Drawing Tips !!

The most essential construction shapes when drawing a bowsie are the two circles that represent their head and belly area



if you start with those, you can easily draw the rest of the funny bowsie

for the chest area, you could build it in whichever way is best for you, and then smooth it out afterwards



draw an egg



fingers!

this one is a little silly but for poses you could use human(oid) refs and have then match bowsie like this, as if it was a suit

